











MMISS PIPE SUMMARY 10 YEAR PIPE CAPACITY

FIGURE NO. 19
OCTOBER, 2015

Legend

-  Pond
- PIPE_FULL**
-  Pipe
-  Pipe Flowing Full
-  Junc
-  Outfall
-  Subbasin
-  NWI
-  City Limits

